



24HE2100

24HE2100

24

32



Dual Audio



smarTVue remote



smarTVue share



HDMI<sup>®</sup>  
HIGH DEFINITION MULTIMEDIA INTERFACE

- HD-READY
- SmarTVue
- 2 HDMI, 1 USB
- Dolby Audio

SMAR**TVUE**

## DISPLAY

Screen Size	24"
Resolution	1366x768

## MAIN FEATURES

Smart TV	Yes
Processor Type	DUAL CORE
TV-DVD Combi	No

## SMART TV FEATURES

Internal WLAN	YES(INTERNAL)
Bluetooth	No
AVS	YES(AVS)
Screen Mirroring (Miracast)	Yes
Smart Guide Application	Yes
Smart Remote Application	Yes
Hitachi Smartvue	Yes
HBBTV	Yes
Web Browser	Yes
Netflix	Yes
Youtube	Yes
Youtube 4K	No
Freeview Play	No

## TUNER/BROADCASTING

Tuner Type	DVB-T2/C/S2
Dual Tuner	No
UHD from Satellite	No
HEVC (H.265) Decoder	Yes
Hybrid Log Gamma (HLG)	No
Freesat	No
Electronic Program Guide (EPG)	Yes
Auto Search	Yes
Program Storage Capacity (Analog)	200
Program Storage Capacity (Digital S/S2)	10000
Program Storage Capacity (Digital T/T2/C)	800
Antenna Input	Yes

## FEATURES

Media Player	Yes
USB Recording (PVR Ready)	Yes
Channel List USB Cloning	Yes
HDMI ARC	Yes
HDMI CEC	Yes
MHL via HDMI (Mobile HD Link)	No
Teletext	Yes
Child Lock	Yes
NTSC Playback	Yes
Basic Hotel Mode	BASIC HOTEL MODE
Menu Languages	English, German, French, Danish, Finnish, Norway, Italian, Spanish

## VIDEO

Wide Color Gamut	No
HDR	No
MEMC	No
UHD Upscaler	No
Picture Modes	Dynamic, Game,Sports, Cinema, Natural, User

## SOUND

<b>Audio Output Power (RMS)</b>	2x2,5W
<b>DTS Decoder</b>	DTS TruSurround+DTS HD
<b>Speaker Type</b>	DOWNFIRING SPEAKER
<b>Equalizer</b>	5 band
<b>Ger (D) + Nicam Stereo</b>	Default

## CONNECTIONS

<b>HDMI</b>	2 HDMI
<b>USB</b>	1 USB
<b>Scart</b>	Via RCA
<b>VGA (PC in - D-Sub15)</b>	Yes
<b>CI+</b>	Yes
<b>Component (YPbPr) in</b>	VIA PC INPUT
<b>Composite Video/Audio in</b>	Yes
<b>Digital Audio Output</b>	COAX OUT
<b>Ethernet</b>	Yes
<b>Headphone out</b>	Default

## MECHANICS

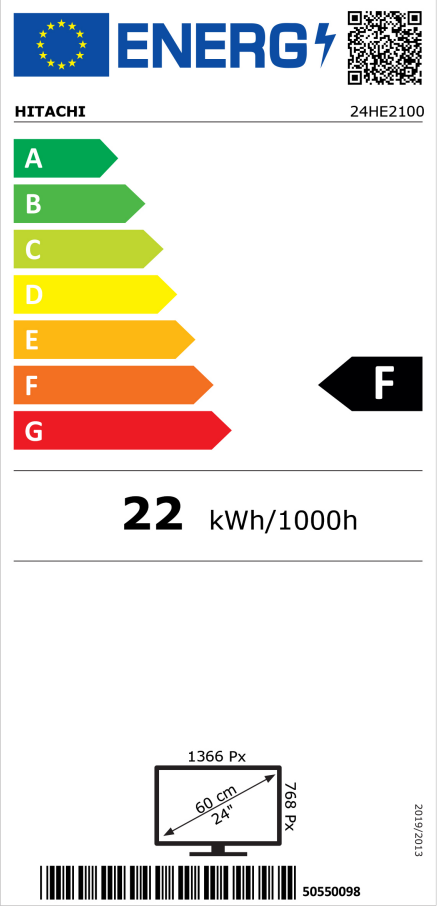

<b>Dimensions with Stand (mm)</b>	625X110X460
<b>Gross Weight (gr)</b>	4,250
<b>Net Weight (gr)</b>	3,500
<b>VESA (Wall mount) WxH</b>	M4 75X75

## ACCESSORIES

<b>Remote Control</b>	Yes
<b>Remote Control Battery</b>	Yes
<b>Small Remote Control</b>	No

## POWER/ENERGY

<b>Standby Energy Consumption</b>	0,5W(ST-BY)
<b>Working Voltage - Frequency</b>	220-240V AC 50Hz
<b>Luminance %</b>	72%
<b>Lead (mg)</b>	0
<b>Mercury (mg)</b>	0
<b>12V TV (Mobile TV)</b>	No

 **ENERG** 


**HITACHI** 24HE2100

A  
B  
C  
D  
E  
**F**  
G

**22** kWh/1000h

1366 Px  
60 cm  
24"  
768 Px

2019/2013

 50550098